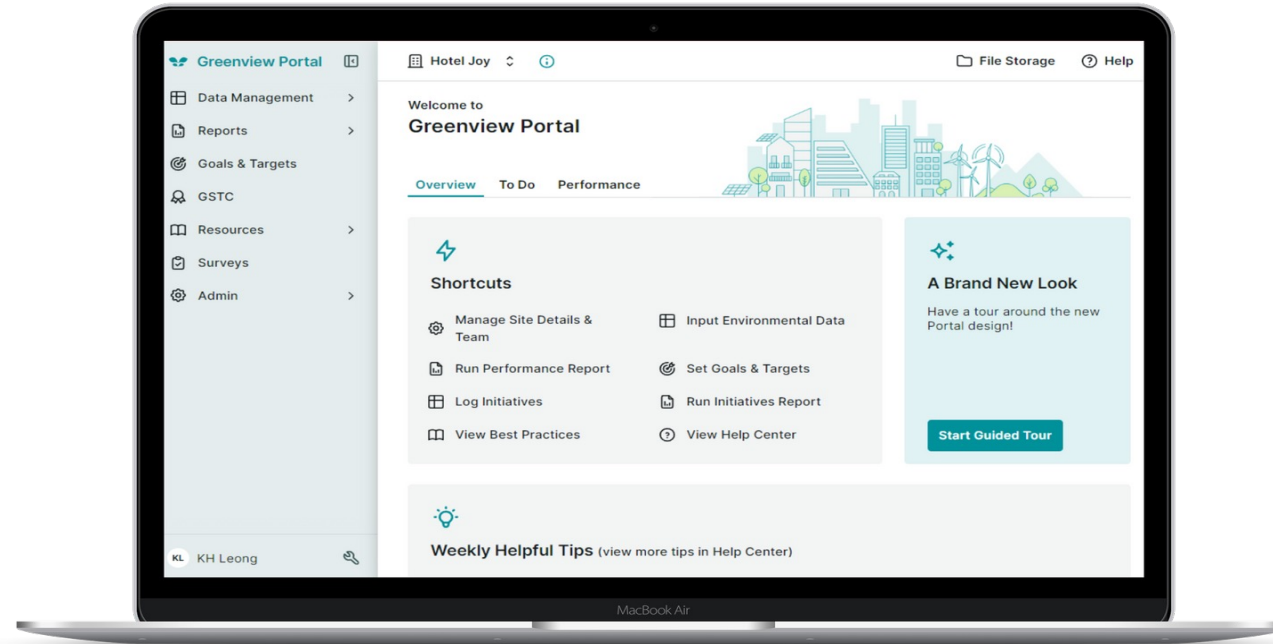
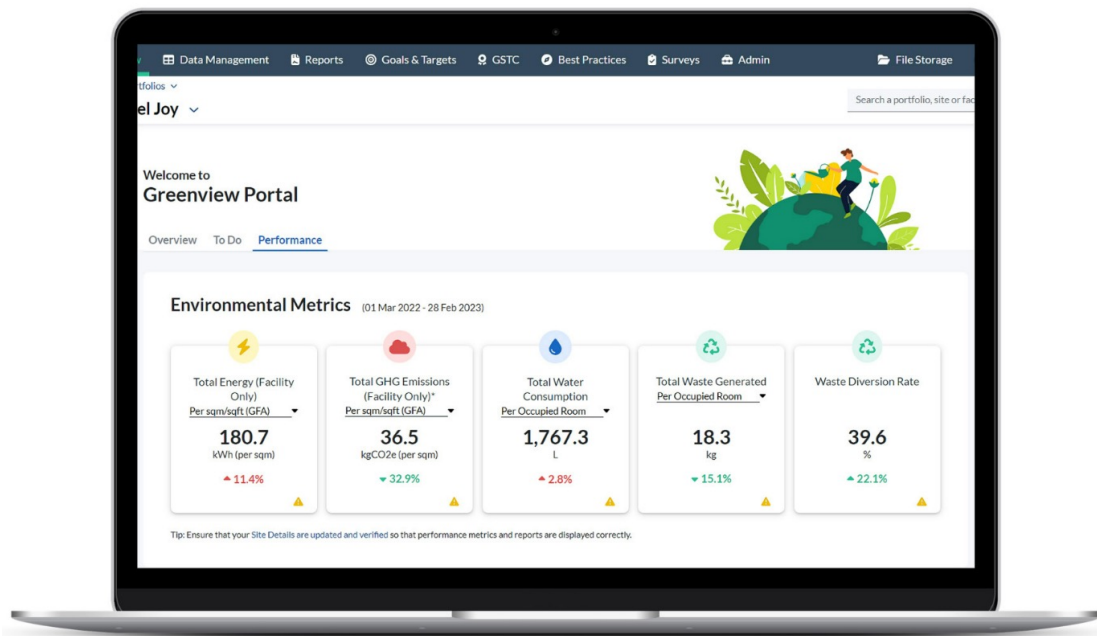


Le misurazioni ESG in hotel: il Portale Greenview



Un sistema riconosciuto dal Global Sustainable Tourism Council progettato per aiutare gli hotel e le società alberghiere a raccogliere dati su un'unica piattaforma, migliorando la collaborazione e la gestione delle prestazioni di sostenibilità attraverso la tecnologia e l'automazione.



GREENVIEW PORTAL



Mantieni tutto online in un'unica piattaforma e accedi ai tuoi dati quando e dove vuoi.



Imposta e monitora i tuoi obiettivi di sostenibilità in tempo reale.



Implementazione di un piano d'azione per ottenere la certificazione GSTC.



Confronta le prestazioni di sostenibilità e rendiconta in modo accurato utilizzando gli standard stabiliti dal settore.



Generazione di report e pratici dashboard delle performance.

SaaS centralizzato basato su cloud

The screenshot displays the Greenview Portal interface for 'Hotel Joy'. The main navigation bar includes 'My Greenview', 'Data Management', 'Reports', 'Goals & Targets', 'GSTC', 'Resources', 'Surveys', 'Admin', 'File Storage', and 'Help'. The user is logged in as 'under: 2 portfolios'. The main content area shows a 'Welcome to Greenview Portal' message and a navigation menu with 'Overview', 'To Do', and 'Performance'. The 'Environmental' module is active, showing 'Data Input' and 'Usage' sections. The 'Usage' section includes a table with columns for 'Type', 'Meter', 'Last Updated By', 'Alerts', and 'Actions'. Below this, the 'Initiatives' section is visible, featuring a '+ Log Initiative' button and a list of active initiatives. One initiative is highlighted: 'Achieve equal to or more than 50 hours in Total Volunteer Hours for all SDGs by the year 2030'. This initiative has a status of 'OPEN' and a target summary showing '7 years 5 months' remaining. A performance summary indicates that the site has recorded 20 hours in Total Volunteer Hours in the last 12 months. A 'Run Initiative Report' button is also present.



Mantieni tutto online in un'unica piattaforma e accedi ai tuoi dati quando e dove vuoi.

- Libera le tue risorse e il tuo tempo nella raccolta dei dati
- Aggiornamenti in tempo reale dello stato dei dati
- Collabora con revisori di terze parti per verificare i tuoi dati direttamente sul sistema

Accelera i progressi verso gli obiettivi

[CREATE TARGET](#)

Target Preview
Achieve 40% reduction of total GHG Emissions by 2021 in comparison to 2017.

Calculation	Value
Comparable Value (2019)	2,00,000 kgCO2e
Current Value (Trailing-12 months)	1,59,023 kgCO2e
	1,20,000 kgCO2e

Increase renewable energy usage

Achieve increase of 20.0 % of % of Energy from Renewables by the year 2026 in comparison to 2021

Status: OPEN Mark as Closed

[Edit](#)
[Delete](#)

Target Summary

Performance Summary

This site has recorded 26.5 % in % of Energy from Renewables in the last 12 months.

✔ **ACHIEVED** for 01 Jul 2022 - 30 Jun 2023

Time remaining

3 years 5 months

For more in-depth analysis & calculations

The Portal has reports that can show you year on year changes and monthly breakdowns.

Run Performance Report
Run Standard Report

Comparable Value (2021)

1.4 %

Current Value (Jul 2022 - Jun 2023)

26.5 %

Target (Jan 2026 - Dec 2026)

21.4 %

Current value against comparable

25.1 %

Current value against target

5.1 %

Achieve 20% increase in annual cash contribution by 2022 in comparison to 2019.

Current (T-12)

18,750 USD

Target (2022)

20,000 USD

difference against target: 1,250 USD

[collapse ^](#)

Community Giving Efforts



Imposta e monitora i tuoi obiettivi di sostenibilità in tempo reale.

- Visualizza facilmente i tuoi progressi e le tue lacune
- Consente la comunicazione istantanea dei progressi internamente ed esternamente
- Stato di avanzamento dei target e obiettivi da raggiungere

Framework pronto per la certificazione GSTC

Greenview's GSTC Guidance
An action-oriented step-by-step guide organised in chapters to get aligned with the GSTC Criteria. Self-assess your site's alignment and readiness for getting GSTC Certified.

🔍 Readiness Score **94%** 60/64

13a. Implement a responsible procurement policy

Download Report

Overview Document Upload

Related GSTC Criteria

B3 Local purchasing D1.1 Environmentally preferable purchasing D1.2 Efficient purchasing

Satisfactory Outcomes (2 / 2)

	Yes	No	N/A
1. Upload to this chapter's 'Document Upload' procurement policy (e.g. purchasing guidelines, SOP, or policy statement), which favours environmentally sustainable and local suppliers and products, wherever relevant	<input checked="" type="radio"/>	<input type="radio"/>	<input type="radio"/>
	<input checked="" type="radio"/>	<input type="radio"/>	<input type="radio"/>

Initiatives + Log Initiative

Track activities or efforts done at the site with the following initiative subtopics:

- **Efficiency and Environment** - Initiatives that promote efficient resource consumption, waste reduction or renewable energy use at your site.
- **Social Impact** - Initiatives that contribute to community development socially and/or environmentally, and benefit internal and/or external beneficiaries.
- **Procurement** - Initiatives that facilitate the sourcing of sustainable goods and services for your site.
- **Other** - Initiatives that do not fall into the above categories.

Initiative Name	Tracking Criteria	Period	Notes	Last Updated By	Status	Actions
EFFICIENCY AND ENVIRONMENT (collapse)						
Renew pools and Jacuzzi Pools & Jacuzzi renovation program. Elimination of leaks from singular points, balance tanks and pools overflow, 11 vill...	Efficiency Savings, Financial Impact	03 May 2022 - no end date		KL 06 Dec 2022	IN PROGRESS	View/Edit Delete
Smart Irrigation Install new sprinkler controls and replace nozzles around the property for high efficiency nozzles which consumes less...	Efficiency Savings, Financial Impact	18 Jan 2022 - 29 Jul 2022		KL 13 Feb 2023	IN PROGRESS	View/Edit Delete

Achieve equal to or more than 50 hours in Total Volunteer Hours for all SDGs by the year 2030

Status: **OPEN**

Target Summary

Performance Summary
This site has recorded 20 hours in Total Volunteer Hours in the last 12 months.

Time remaining **7 years 5 months**

For more in-depth analysis & calculations
The Portal has reports that can show your initiative breakdowns.
[Run Initiative Report](#)

Current Value (Jul 2022 - Jun 2023): **20** hours

Target (Jan 2030 - Dec 2030): **50** hours


Current value against target: **-30** hours



Implementazione di un piano d'azione per ottenere la certificazione GSTC.

- Integra i criteri GSTC nei sistemi di gestione esistenti utilizzando la piattaforma di sistema riconosciuta da GSTC.
- Decodifica i requisiti GSTC con una guida passo dopo passo
- Valuta i tuoi progressi continui con il report di preparazione GSTC
- Riduci il tempo e il denaro spesi nel processo di audit grazie al portale Greenview che raccoglie le prove documentali in un unico posto

Benchmarking



Cornell Hotel Sustainability Benchmark

CORNELL PETER AND STEPHANIE NOLAN SCHOOL OF HOTEL ADMINISTRATION
CENTER FOR HOSPITALITY RESEARCH

Hotel Sustainability Benchmarking Index 2023:

Carbon, Energy, and Water

by Eric Ricaurte and Rehmaashini Jagarajan

Executive Summary

Scope 1 and 2 Emissions (Facility Only) Per Occupied Room Emissions (kgCO2e) - 2021

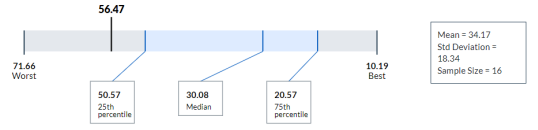
The following diagrams compare your site's usage or emissions against data in the Cornell Hotel Sustainability Benchmarking (CHSB) Index.

The report outputs the **most granular** and **most relevant segmentation** based on your site's details and the latest benchmarking data available. The report may use different segments and CHSB data from different years.


Metro Area: 0

Country: Singapore 4

Amongst hotels with similar Market Segment (against 2021 data from the CHSB 2023 Benchmark)
Singapore - Upper Upscale NonResort




Based on the data we've gathered, your site's performance is **below average** for Upper Upscale NonResort.



About Hotel Carbon Measurement Initiative (HCMI) Methodology introduction

v2.0, October 2022



In support of:

Glasgow Declaration
Climate Action in Tourism

Supported by:

AHLA, GOSTC, GBTA, CHSB, GREENVIEW

*Final validation in process

Site HCMI

Rooms Footprint per Occupied Room	32.4096	kgCO2e
Meeting Space Footprint per sqm per hour	0.0153	kgCO2e

1 This report uses market-based emissions which considers market purchases and custom emission factors.
2 For data on market purchases, run a monthly breakdown report.
3 The Portal will use system default emission factors unless overridden by a custom emission factor for a given environmental type and year.



Confronta le prestazioni di sostenibilità e rendiconta in modo accurato utilizzando gli standard stabiliti dal

- Confronta le tue prestazioni con quelle dei tuoi concorrenti con CHSB, il più grande set di dati del settore che comprende oltre 25.000 hotel in tutto il mondo
- Strumento HCMI integrato nel portale, condividi informazioni con ospiti attenti alla sostenibilità

Reports e dashboard interattivi



Report flessibili pronti per la pubblicazione e pratici dashboard delle

Initiatives Report
The Initiatives report aggregates initiatives across a specified period.

Risk Assessment Report
The Risk Assessment Report uses the relevant site's geographic coordinates to assess their risk across various categories using reliable open data sources. Geographic coordinates are based on location inputs in the Site Details page. This report can be further analysed to determine the appropriate course of action to address a site at high risk.

Standard Report
Standard reports give users all the environmental and operational information in the Portal in summary or in monthly breakdown.

Environmental Metrics (01 Jul 2022 - 30 Jun 2023)

Total Energy (Facility Only) Per sqm/sqft (GFA) 138.8 kWh (per sqm) ▼ 70.9%	Scope 1 and 2 Emissions (Facility Only)* Per sqm/sqft (GFA) 13.1 kgCO2e (per sqm) ▼ 55.4%	Total Water Consumption Per Occupied Room 2,402.9 L ▲ 98.4%	Total Waste Generated Per Occupied Room 27.9 kg ▼ 55.2%	Waste Diversion Rate 61.3 % ▼ 30.5%
--	--	--	--	---

Social Impact Metrics (01 Jan 2023 - 30 Jun 2023)

Volunteer Hours 218 hours	In-Kind Donation 2,500 EUR	Cash Contribution 1,500 EUR
------------------------------	-------------------------------	--------------------------------

All Targets

Community & Social Impact 8 targets	Environmental Performance 14 targets	Free-form 4 targets
--	---	------------------------

- Porta le comunicazioni con gli stakeholder a un livello superiore con la dashboard interattiva online
- Preparati a pubblicare report con facilità per visualizzare maggiori dettagli.
- L'ambito del report può essere facilmente personalizzato per aggregare i dati in base alle esigenze di reporting
- Impatto aggregato degli Obiettivi di Sviluppo Sostenibile (SDG) delle Nazioni Unite

Coinvolgimento dei collaboratori

Hotel Joy

Site Details **Team** Facilities

Team (5)

User Email	Name	Position	Role	Action
anna@hoteljoy.com	Anna Lee	General Manager	Site Admin	Edit Role Remove User

Task Management (7 tasks)

Row #	Task	Status	Deadline	Assigned To	Creator
1	Environmental Data input	ACKNOWLEDGED	26 Sep 2023	HA LK	KL
2	Log social impact initiatives	IN PROGRESS	02 Oct 2023	LK	KL
3	GSTC main assessment- D2.3 wastewater	NOT STARTED	31 Oct 2023	LK	KL

Guidance Library

A resource library curated by Greenview that documents information and implementation strategies on various sustainability practices.

Climate Action Waste Management Energy Management Water Conservation Other Social Impact

Health & Wellness Sourcing

Search Guidance Tags: All UN SDGs: All Site/Facility Type: All Bookmark: All 1-20 of 108

Net Zero Hotel Methodology
Implementational • Last Updated on: 05 Jul 2023

Single-use Plastic Elimination
Implementational • Last Updated on: 05 Jul 2023

Pool Covers
Informational • Last Updated on: 05 Jul 2023

Best Practices

Understand and benchmark sustainability practices to similar standards by answering these best practice questions.

Category

Climate Action	Energy Management	Health & Wellness	Social Impact	Sourcing	Waste Management
7/8	25/35	0/10	1/16	0/13	7/25

Water Conservation	Other
1/22	13/50

Search Best Practice Question Tags: All Answered: All Adoption Level: All 1-20 of 179

156 questions

✓ YES	🔄 IN PROGRESS	✗ NO	NO RESPONSE
20	5	6	125



Collabora e migliora facilmente le competenze tra i team

- Numero illimitato di utenti
- La gestione delle attività consente al personale di assumersi la responsabilità dell'immissione dei dati
- Articoli di orientamento e domande sulle migliori pratiche a cura di consulenti di sostenibilità



hotelsdoctors

La consulenza alberghiera

Via Nuoro, 13 | 00182 Roma
Tel 06 48913894

-
info@hotelsdoctors.com
www.hotelsdoctors.com

